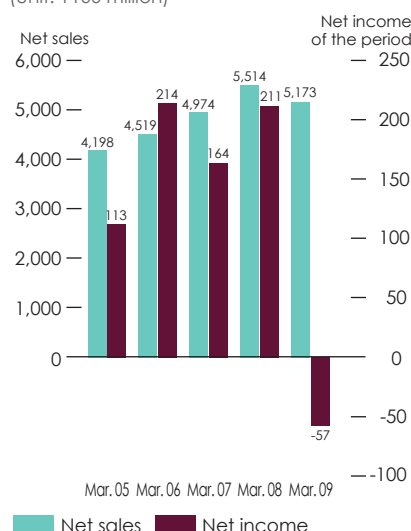


92 years after its establishment, Yokohama Rubber is now a global company with consolidated net sales of ¥517.3 billion and consolidated number of employees of 16,772

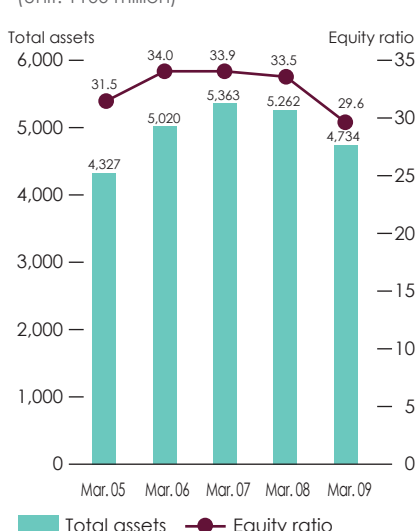
Yokohama Rubber at a glance (as of March 31, 2009)

Company Name	The Yokohama Rubber Co., Ltd.	Number of Employees	16,772
Established	October 13, 1917	Number of Shareholders	16,043
Head Office	36-11, Shimbashi 5-chome, Minato-ku, Tokyo 105-8685, Japan	Number of Shares Issued and Outstanding	342,598,162
President and Representative Director	Tadanobu Nagumo	Number of Consolidated Subsidiaries	156
Paid-in Capital	¥38,909 million	Number of Affiliates Accounted for by the Equity Method	2
Consolidated Net Sales	¥517,262 million	Stock Exchange Listings	Tokyo, Osaka, Nagoya

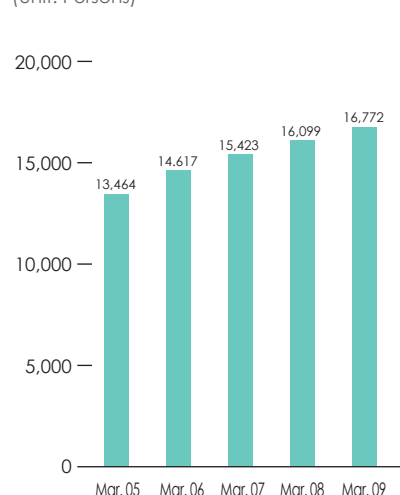
Net sales and net income
(Unit: ¥100 million)



Total assets and equity ratio (consolidated)
(Unit: ¥100 million)



Consolidated number of employees
(Unit: Persons)



Economic dividends to stakeholders

Following GRI Guidelines and examples of past practice, income and expenses presented in the financial statements were calculated categorized according to stakeholder. Results for society and the environment were aggregated independently. In FY2009, ended March 31, 2009, net sales declined 6.2% from the previous year owing to the effects of the economic crisis, and net income in the period registered a deficit of 5.7 billion yen. The amounts distributed to stakeholders were therefore down from the previous year.

Category of stakeholder	Value (million yen)		Method of calculation
	FY2009	FY2008	
Business partners*	291,738	295,393	Cost of sales** and selling, general, and administrative expenses**
Employees*	50,965	49,571	Cost of sales and payroll component of selling, general, and administrative expenses
Shareholders	4,357	4,693	Payment of dividends according to cash flow statement
Creditors	3,479	3,898	Interest expense component of non-operating expenses
Government	2,975	5,334	Corporation income tax, etc.
Society	32	32	Expenditure contributing to society as estimated by Yokohama Rubber
Environment	9,353	4,315	Expenditure contributing to the environment as estimated by Yokohama Rubber
Internal	▲10,011	16,367	Net income less dividend payments

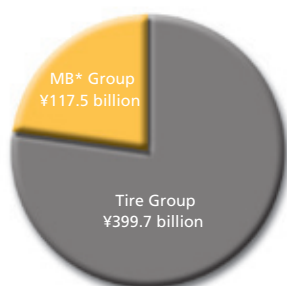
* Based on non-consolidated results.

** excluding personnel costs

Note: On page 6-7, the fiscal year indicates the period ended March of the year shown, i.e. FY2009 is the fiscal year from April, 2008 through March 31, 2009.

Core products and group companies by segment (as of March 31, 2009)

Net sales by segment (FY2009)



< Total net sales ¥517.3 billion >

Tires account for 77% and MB products for 23% of net sales

★ "MB" stands for "multiple business" (i.e., diversified and expanded operations). Divisions in the MB Group produce and distribute products such as hoses, industrial materials, adhesives, and aircraft products.

Content of tire segment

Manufacture and distribution of Yokohama brand tires, tubes, aluminum wheels, and automotive products for passenger cars, trucks and buses, light trucks, construction and mining equipment, etc.

Subsidiaries and affiliates: 194

11 manufacturing and sales companies, including

Yokohama Tire Corporation
Yokohama Tire Philippines, Inc.
Hangzhou Yokohama Tire Co., Ltd.
Yokohama Tire Manufacturing (Thailand) Co., Ltd.
Suzhou Yokohama Tire Co., Ltd. etc.

183 distributors, including

Yokohama Tire Tokyo Hanbai Co., Ltd.
Yokohama Tire Kinki Hanbai Co., Ltd.
Yokohama Tire (Canada) Inc., etc.

* In July 2009, the domestic tire distribution segment was reorganized and the 18 tire distributors consolidated into a single company (Yokohama Tire Japan Co., Ltd.).



Content of MB segment

Manufacture and distribution of conveyor belts, hoses, pneumatic marine fenders, bridge rubber bearings, soundproofing/vibration-proof products, adhesives, sealants, airplane interior parts and structural materials, and PRGR-branded golf products

Subsidiaries and Affiliates: 22

11 manufacturing and sales companies, including

SAS Rubber Company
YH America, Inc.
SC Kingflex Corporation,
Yokohama Rubber (Thailand) Co., Ltd.
Yokohama HAMATITE (Hangzhou) Co., Ltd. etc.

11 distributors, including

Yokohama Rubber MBE Co., Ltd.
PRGR Co., Ltd., etc.

Content of other segments

Mostly services provided to other operations in the Yokohama Rubber Group.

Other companies and affiliates: 19

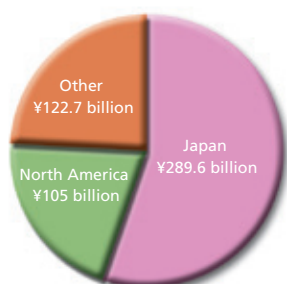
Hamagomu Logistics Co., Ltd.
Hamagomu Real Estate Co., Ltd.
Hamagomu Aicom Inc.
Japan Power Brake Inc.
Hamagomu Kosan Co., Ltd., etc.



Breakdown of operations by region

Number of companies: consolidated subsidiaries and affiliates accounted for by the equity method/Number of employees: employees of Yokohama Rubber and its consolidated subsidiaries/Sales: sales by region (by location of customer)

Total sales by region (FY2009)



< Total net sales ¥517.3 billion >

56% of net sales in Japan, 44% overseas

